


Intellaview 400G 16-Port Multi-Function Blade

MONITOR HIGH-VOLUME AI APPLICATIONS WITH 16 ULTRA-HIGH-SPEED 400G PORTS



KEY FEATURES

16 Aggregation Ports:

16 QSFP-DD ports of up to 400G, with multiple breakout modes.

Advanced Feature Module:

IntellaView ACI-4130-E16-2 blade includes a module that supports advanced services of Packet-Aware Slicing, Packet Deduplication, and Distributed Load Balance Groups (LBGs).

- 400G Deduplication:**
 Enables high-speed removal of duplicate packets for optimizing traffic volume.
- Fast Traffic Optimization:**
 400G Packet-Aware Slicing and other services mitigate tool oversubscription and dropped packets.
- Distributed LBGs:**
 Allows an LBG to span multiple blades in a switch—also providing failover redundancy if a port/blade/appliance is out of service.

Enhanced Feature Module:

IntellaView ACI-4130-E16-3 blade includes a module that supports enhanced services allowing for concurrent Packet Deduplication and NetFlow Generation*.

UPGRADING FOR THE INEVITABLE AI RUSH

The AI revolution is here, and monitoring equipment must meet the customers' high-speed expectations. To keep up with AI-infused applications and support 5G network responsiveness, data center speeds of 1G/10G/40G/100G will soon be eclipsed by 400G line rates. APCON's traffic visibility solutions are meeting the AI challenge to optimize high-volume traffic flows so security, monitoring, and performance appliances can continue operating at full capacity consistently and efficiently. The IntellaView platform offers a blade portfolio to meet future needs of aggregating 400G traffic flows, including the **new IntellaView 16-port blade**.

400G TRAFFIC MONITORING

The **IntellaView ACI-4130-E16-1** blade includes 16 ports of 40G/100G/200G/400G QSFP-DD Ethernet. This high-speed blade allows for precise traffic monitoring and features like Tunnel Management, Protocol (Header) Stripping, and Packet Slicing.

The **IntellaView ACI-4130-E16-2** is an advanced version of the ACI-4130-E16-1 blade which includes an Advanced Feature Module that powers the Distributed Load Balance Groups, Packet-Aware Slicing, and Packet Deduplication features with 400G of throughput. For high-speed processing that prolongs the life of security and monitoring tools, reduces dropped packets, and optimizes storage capacities, the IntellaView ACI-4130-E16-2 blade with the advanced feature module is a powerful network tool.

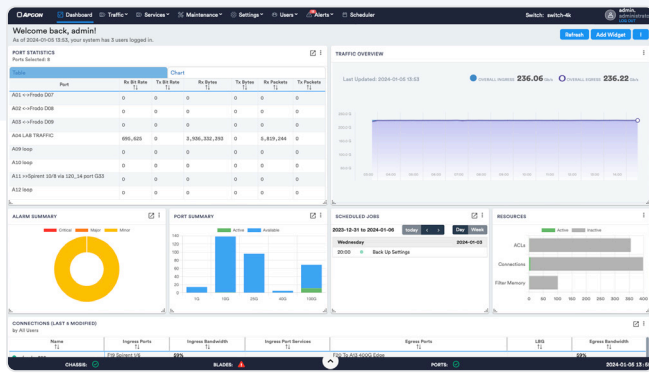
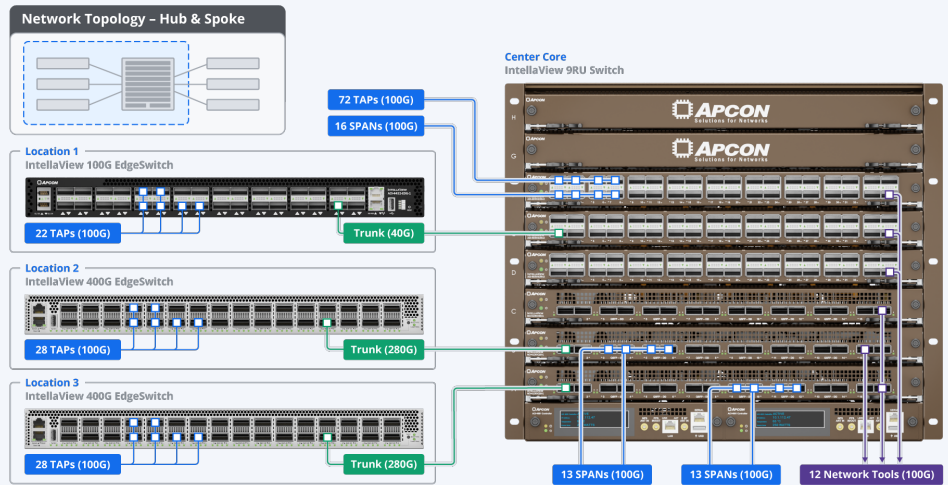
The **IntellaView ACI-4130-E16-3** blade is an advanced version of the ACI-4130-E16-1 blade, which includes an Enhanced Services Module that extends functionality up to 400G of processing power supporting Packet Deduplication and NetFlow Generation services at the same time.

LEVERAGE SPEED FLEXIBILITY WITH BREAKOUT MODE

The inevitable transition to faster processing speeds makes the new IntellaView ACI-4130-E16 blade a great addition to futureproof any network data center. With 400G throughput, this product positions your IT teams ahead of the competition in processing speed. Further, APCON engineers realized security appliances are likely to be oversubscribed when fed 400G data streams, so all 16 ports provide the flexibility to use breakout cables at 10G/25G/50G/100G/200G for better compatibility with your modern and legacy appliances.

CENTRALIZED VISIBILITY AT ENTERPRISE SCALES

The new IntellaView ACI-4130-E16 blades are compatible with any slotted chassis of the IntellaView platform. When deployed in a Hub & Spoke topology, many traffic sources can be connected to a centralized 400G, high-port-density core switch. All IntellaView blades and chassis can be effortlessly managed through APCON's new centralized switch management solution, IntellaView Enterprise.



IntellaView Advanced Dashboard Screen**

BUILT-IN SWITCH MANAGEMENT

The new IntellaView ACI-4130-E16 blades are managed with the pre-loaded web-based IntellaView GUI from the switch, which is the same interface used to manage all IntellaView products with features including:

- Easy setup of port aggregations, port tagging, load balancing, and ingress port filters
- Visual displays for port statistics
- System views and alerts
- Easy installation of software upgrades
- For efficient multi-blade management, use IntellaView Enterprise

ANY-TO-ANY PORTS, NO LATENCY

A new single-processing chip structure brings unimpeded communication between all 16 ports of the IntellaView ACI-4130-E16 blades. This improvement simplifies the setup of connections for Load Balancing and distribution of traffic to network monitoring and security tools. With 16 400G ingress ports, 100G equipment can send data at maximum speeds into the ACI-4130-E16 blade without latency issues.

The IntellaView ACI-4130-E16 blades within an IntellaView 9RU chassis create a high-port-density core switch capable of receiving 400G traffic from sources such as IntellaView 400G EdgeSwitch, for processing and distributing traffic to tools.

ACI-4130-E16 SPECIFICATIONS

Interface (Ports) 16 QSFP-DD ports of 40G/100G/200G/400G
 Breakout Modes:
 • 32 breakout ports (2 x 100G)
 • 64 breakout ports (4 x 10G/25G/50G/100G)
 • 128 breakout ports (8 x 10G/25G/50G)

Packet Processing Services

- ACI-4130-E16-1** IntellaView 16-Port Blade
 Basic Services: ACL Filtering, Port Tagging
 Advanced Services: Protocol (Header) Stripping, Tunnel Management, Packet Slicing
- ACI-4130-E16-2** IntellaView 16-Port Blade w/ Advanced Feature Module (400G combined throughput)
 Advanced Services: Protocol (Header) Stripping, Tunnel Management, Packet Slicing, Packet Deduplication, Packet-Aware Slicing, Distributed LBG
 Services that can be combined on this blade:
 • Packet Deduplication/Packet-Aware Slicing
 • Distributed LBG/Deduplication
 • Distributed LBG/Packet-Aware Slicing
 • Distributed LBG/Deduplication/Packet-Aware Slicing
- ACI-4130-E16-3** IntellaView 16-Port Blade w/ Enhanced Feature Module (400G throughput)
 Advanced Services: Protocol (Header) Stripping, Tunnel Management, Packet Slicing, Packet Deduplication, NetFlow Generation
 Services that can be combined on this blade:
 • Packet Deduplication/NetFlow Generation*

*Preliminary - Features and specifications subject to change

**IntellaView Advanced is an upgraded support model of IntellaView GUI

